


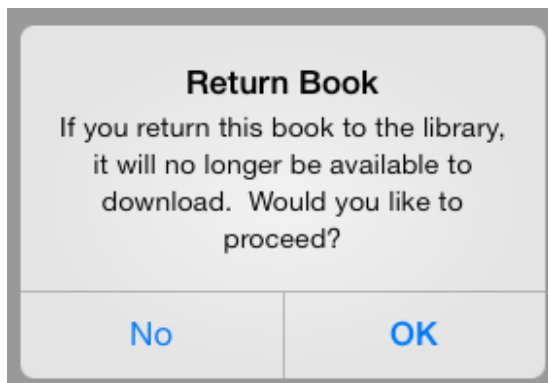
Early Returns in Blio for iOS

Early Returns in Blio for iPad

1. Once in Blio, go to the LIST VIEW.
2. See the title you wish to return.
3. The word RETURN should be beneath it, in Blue.



4. HARD PRESS (ie HOLD) your finger on the word RETURN, until...
5. An EARLY RETURN prompt appears.



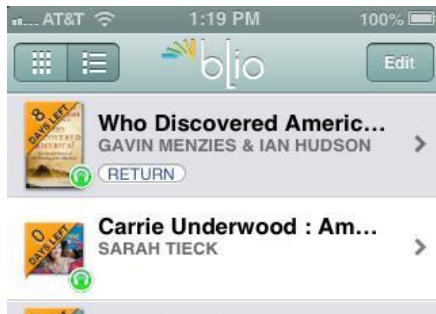
6. Tap OK, to confirm the return.
7. The title should return to the Axis 360 Library and be available for circulation, immediately.

(Note: if you don't position your finger just right on the Hard Press, you may be taken into the book. If so, simply close the book (ie go back) and try it again. It may take a couple of times to get the "nack".

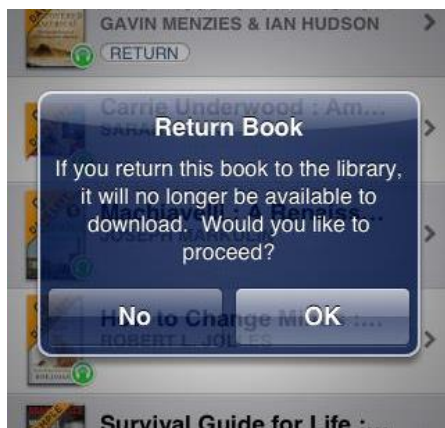
(Thank you, Josh Hall, Product Support, for the iPad images and procedure!)

Early Returns in Blio for iPhone

1. Once in Blio, go to the LIST VIEW.
2. See the title you wish to return.
3. A RETURN button should be below it.



4. Tap that button.
5. An EARLY RETURN prompt should appear.



6. Tap OK, to confirm the return.
7. The title should be available for circulation, immediately.

NOTE: Compatible with iPhone 3GS and up. iOS7 compatible.