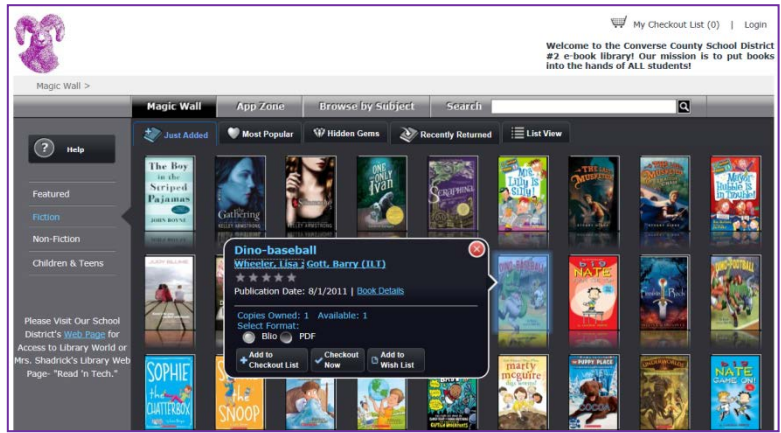


## Converse County School District #2 E-Book Library Instructions

1. Go to--- <http://ccsd2.axis360.baker-taylor.com>
2. To login--- click on LOGIN in the upper corner.




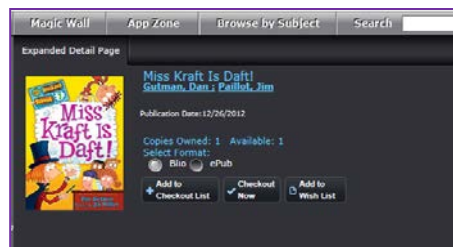
3. Fill in your Library ID and PIN information.
4. Click LOGIN.
5. A second window will open and you will fill in the additional information. All areas with \* need to be filled in.

6. Click LOGIN.
7. Click on APP ZONE. You will find the needed apps to download your e-book device for reading. You must do this before checking out a book.
8. Click on the MAGIC WALL.

9. Click on a book that you would like to check out.

10. Either click, ADD TO CHECKOUT LIST or CHECKOUT NOW or ADD TO WISH LIST.

11. Complete the checkout process.



- You may check out 2 books at a time.
- You may check out a book for up to 14 days.
- A book can be checked back in after 1 day. Also, after 14 days, the book will disappear from your device.
- If taking Reading Counts quizzes, please continue checking to make sure that the book has a quiz. (Link is at the bottom of the school's Library World page on the District Web Page – [www.cnv2.k12.wy.us](http://www.cnv2.k12.wy.us)).
- On the District Read 'n Tech page (under student tab), you may find more information regarding the e-library and how to download to specific reader devices.
- Enjoy reading e-books!!! New titles will be added all the time!!!

Student/Staff Name: \_\_\_\_\_

Library ID:   CSD   PIN: \_\_\_\_\_